



**RICHARDS BAY CLEAN AIR
ASSOCIATION
DUST DEPOSITION MONITORING
MARCH 2009**

**Sampling period: 17 February – 16 March 2009
Final Monthly Progress Report**

Contact Person: Q. Hurt
Designation: Managing Director
M. Antoni
Consultant

Address: Richards Bay Clean Air Association
PO Box 10299
Meerensee
3901

Project Leader: H.J. Annegarn
Project Officers: P. Maseloa
T. Masethe
C. Myles

Address of Testing laboratory: AER
14 Second Avenue
Westdene
Johannesburg

Date of Report: 14 April 2009
Report Number: AER 29.169 M_RBCAA

This document is issued by the Company under its General Conditions of Service accessible at http://www.sgs.com/terms_and_conditions.htm. Attention is drawn to the limitation of liability, indemnification and jurisdiction issues defined therein.

Any holder of this document is advised that information contained hereon reflects the Company's findings at the time of its intervention only and within the limits of Client's instructions, if any. The findings report on the samples provided by the client and are not intended for commercial or contractual settlement purposes since there is no traceability to any goods in particular. Any dispute on the findings reported hereon shall be settled by comparison of these findings with the subsequent findings made on the sub-samples retained for arbitration purpose. Unless otherwise agreed, samples retention and statute of limitation for claims is three (3) months from issuance of the present document. Any unauthorized alteration, forgery or falsification of the content or appearance of this document is unlawful and offenders may be prosecuted to the fullest extent of the law.

1. METHODOLOGY

This project commenced operation in June 2006. Windblown settleable dust (fall-out) is monitored based on the American Society of Testing and Materials standard method for collection and analysis of dustfall (ASTM D1739), with certain modifications. This method employs a simple device consisting of a cylindrical 5l container half-filled with de-ionised water exposed for one calendar month (30 ± 3 days). The water is treated with an inorganic biocide to prevent algal growth in the buckets. The most common reagent used for this is a 5% copper sulphate solution (approximately 1 ml per 3 litre of water bucket).

The bucket stand comprises a ring that is raised above the rim of the bucket to prevent contamination from perching birds (Fig 1). The bucket holder is connected to a 2.1 m galvanized steel pole, which is either directly attached to a fence post or can be attached to a galvanized steel base plate, which is buried to a depth of 500 mm. This allows for a variety of placement options for the fallout samplers. Exposed buckets, when returned to the AER laboratories, are rinsed with deionised water to remove residue from the sides of the bucket, and the bucket contents filtered through a coarse ($>1\text{mm}$) filter to remove insects and other coarse organic detritus. The sample is then filtered through a pre-weighed paper filter to remove the insoluble fraction, or dust fallout. This residue and filter are dried, and gravimetrically analysed to determine the insoluble fraction (dust fallout).

1.1 Operational Aspects

The sampling period was from 17 February to 16 March 2009 and samples were exposed for 27 days. The period complies with the standard exposure period of 30 ± 3 days. There is construction closer to Site 3 (Alton South West). There was grass cutting close to Site 4 (Harbour West), Site 5 (CBD), Site 11 (Arboretum) and Site 12 (Mereensee School). No other operational problems were encountered and a valid sample return of 100% was achieved.



Figure 1: Single bucket monitoring unit, showing sampling bucket with bird ring and security clamp.

2. STANDARDS FOR DUST DEPOSITION

The Standards South Africa has published a new set of dustfall standards (SANS 1929:2005). These standards have been used to evaluate the level of dust deposition and are stated in Table 1 and Table 2 below.

2.1 Evaluation criteria for dust deposition

Dust deposition rates shall be expressed in units of $\text{mg}/\text{m}^2/\text{day}$ over a 30-day averaging period. Dust deposition is evaluated against a four band scale as presented in Table 1. The target, action and alert thresholds for ambient dust deposition are indicated in Table 2. Permissible margins of tolerance are outlined in 2.2, and exceptions noted in 2.3.

Table 1: Four-band scale evaluation criteria for dust deposition (SANS 1929:2005).

Band Number	Band Description Label	Dustfall rate (D) ($\text{mg}/\text{m}^2/\text{day}$, 30-day average)	Comment
1	Residential	$D < 600$	Permissible for residential and light commercial
2	Industrial	$600 < D < 1\ 200$	Permissible for heavy commercial and industrial
3	Action	$1\ 200 < D < 2\ 400$	Requires investigation and remediation if two sequential months lie in this band, or more than three occur in a year.
4	Alert	$2\ 400 < D$	Immediate action and remediation required following the first incidence of dustfall rate being exceeded. Incident report to be submitted to relevant authority.

Table 2. Dustfall standards, target, action and alert thresholds for dust deposition (SANS 1929:2005).

Level	Dustfall Rate ($\text{mg}/\text{m}^2/\text{day}$)	Permitted Frequency of Exceedances
Target	300	
Action residential	600	Three within any year, no two sequential months.
Action industrial	1 200	Three within any year not sequential months.
Alert threshold	2 400	None. First exceedance requires remediation and compulsory report to authorities.

2.2 Margin of tolerance

An enterprise may submit a request to the authorities to operate within band 3 (action band), as specified in Table 1, for a limited period, provided that this is essential in terms of the practical operation of the enterprise (for example the final removal of a tailings deposit) and provided that an appropriate control technology is applied for the duration. No margin of tolerance will be granted for operations that result in dustfall rates which fall within band 4 (alert band) as specified in Table 1.

2.3 Exceptions

Dustfalls that exceed the specified rates but that can be shown to be the result of some extreme weather or geological event shall be discounted for the purpose of enforcement and control. Such event might typically result in excessive dustfall rates across an entire metropolitan region, and not be localized to a particular operation. Natural seasonal variations, for example, the naturally windy months each year, will not be considered extreme events for this definition.

2.4 Application of standards

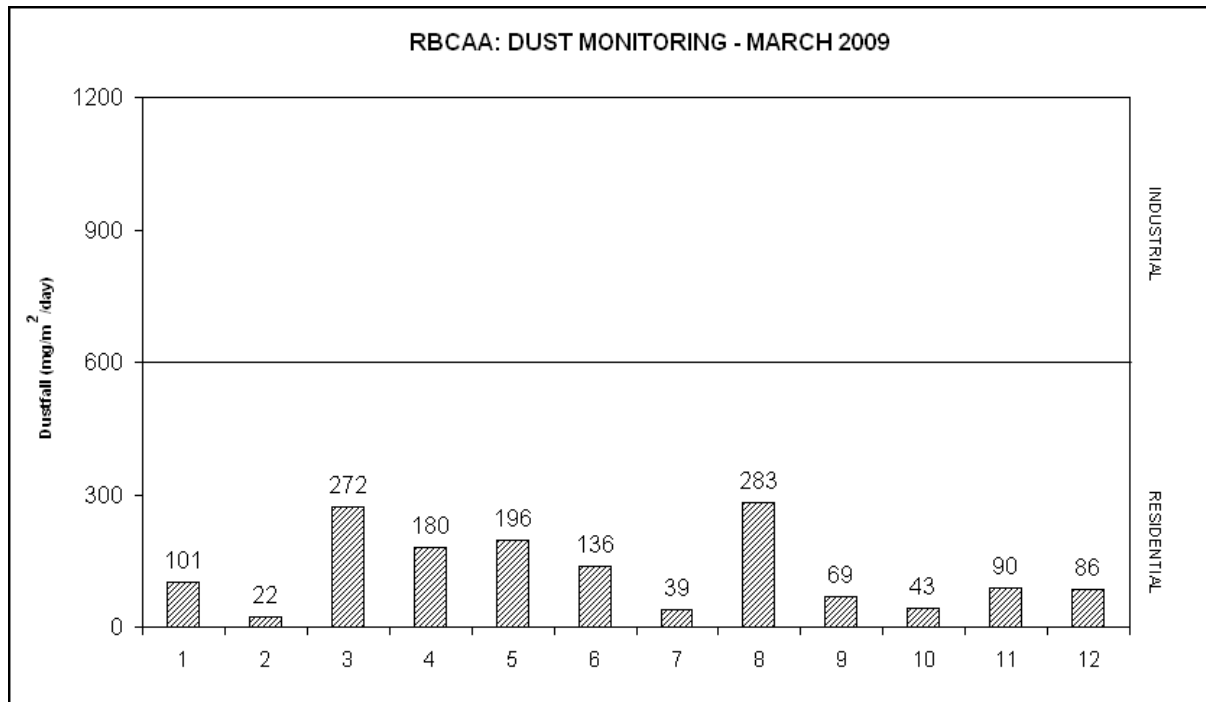
Dust deposition rates recorded at RBCAA are appraised according to the standards published by the Standards South Africa (SANS 1929:2005). Dustfall rates within the RESIDENTIAL and INDUSTRIAL ranges do not result in complaints from the public. ACTION and ALERT ranges, generally result in complaints from the public, and therefore considered to be action levels, at which sources of excessive dust must be investigated (if not known) and suitable mitigation measures instituted.

3. RESULTS

All the monitoring sites recorded dustfall rates within the RESIDENTIAL threshold. Trends of the dust fallout results per site are presented in Appendix A of this report.

4. RECOMMENDATIONS AND ACTIONS

- All the monitoring sites recorded RESIDENTIAL threshold levels and the results are considered satisfactory as they will not result in community complaints or nuisance.
- Site 2 (SAPS Garage) recorded one in85/30001 Tc 191921 Tisanci

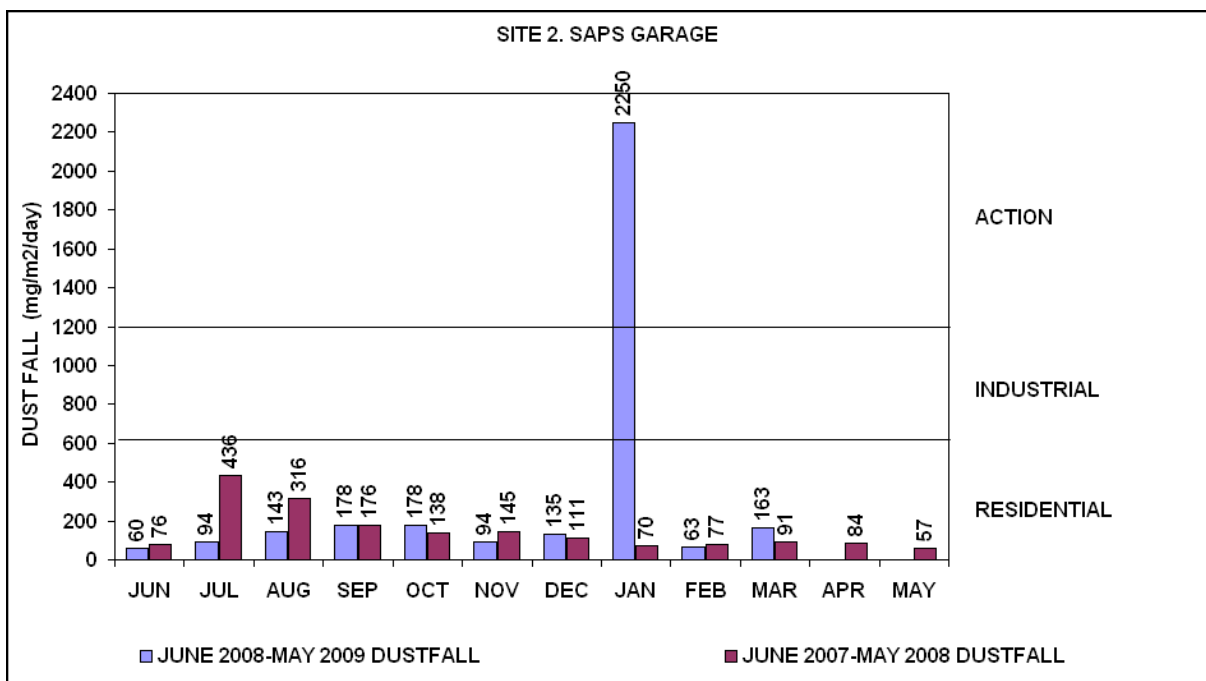
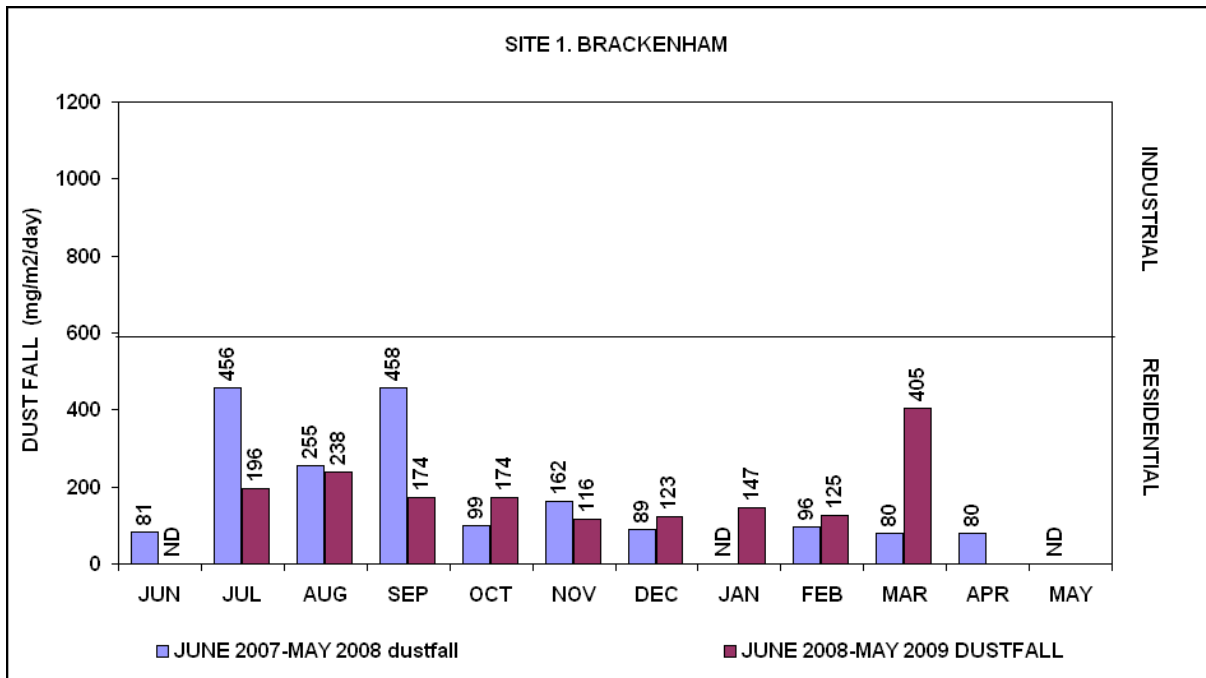
Figure 1: Graph showing results from all sites: March 2009

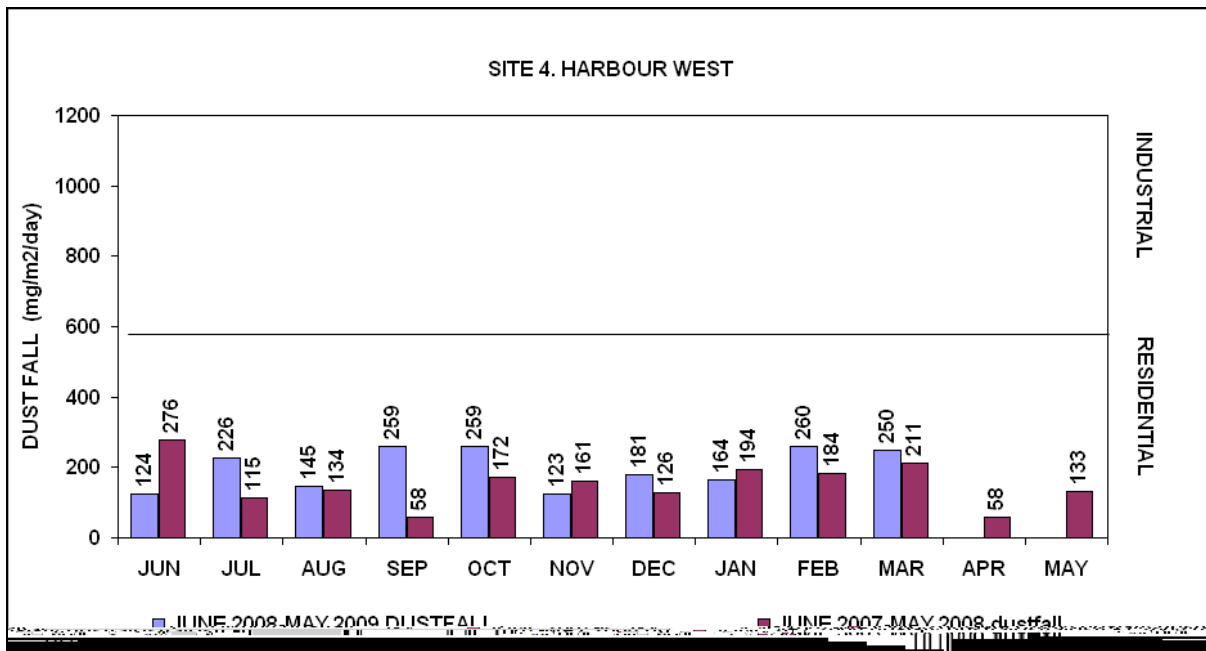
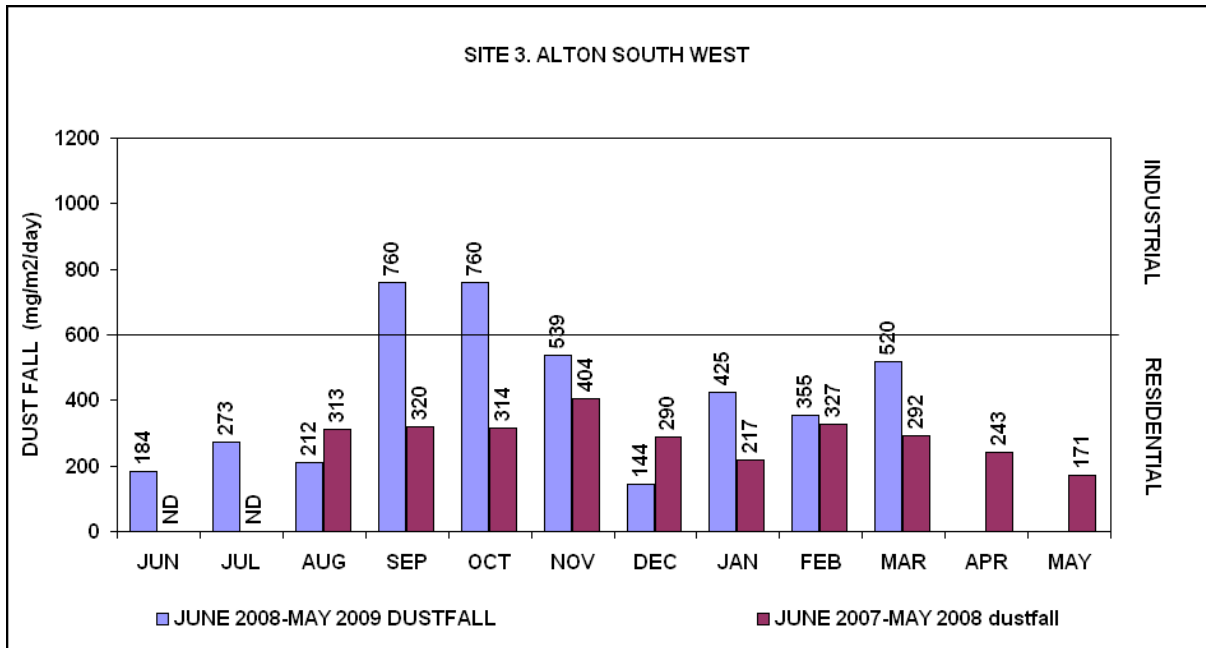
RBCAA DUSTFALL MONITORING			Month: MARCH 2009 Sampling period: 17 February – 16 March 2009			
SITE DESCRIPTION	SITE CLASSIFICATION	SITE No.	FILTER CODE	NETT MASS (mg)	No. DAYS	DUST FALLOUT (mg/m ² /day)
Brackenham	RESIDENTIAL	1	RBCAA 09/241	62	27	101
SAPS Garage	RESIDENTIAL	2	RBCAA 09/242	13	27	22
Alton South West	INDUSTRIAL	3	RBCAA 09/243	166	27	272
Harbour West	INDUSTRIAL	4	RBCAA 09/244	110	27	180
CBD(Municipal office)	RESIDENTIAL	5	RBCAA 09/245	120	27	196
Scorpio	INDUSTRIAL	6	RBCAA 09/246	84	27	136
Alton fire station	RESIDENTIAL	7	RBCAA 09/247	24	27	39
Nseleni Municipal office	RESIDENTIAL	8	RBCAA 09/248	173	27	283
Empangeni police station	RESIDENTIAL	9	RBCAA 09/249	42	27	69
Felixton Village	RESIDENTIAL	10	RBCAA 09/250	26	27	43
Arboretum	INDUSTRIAL	11	RBCAA 09/251	55	27	90
Meerensee School	RESIDENTIAL	12	RBCAA 09/252	53	27	86

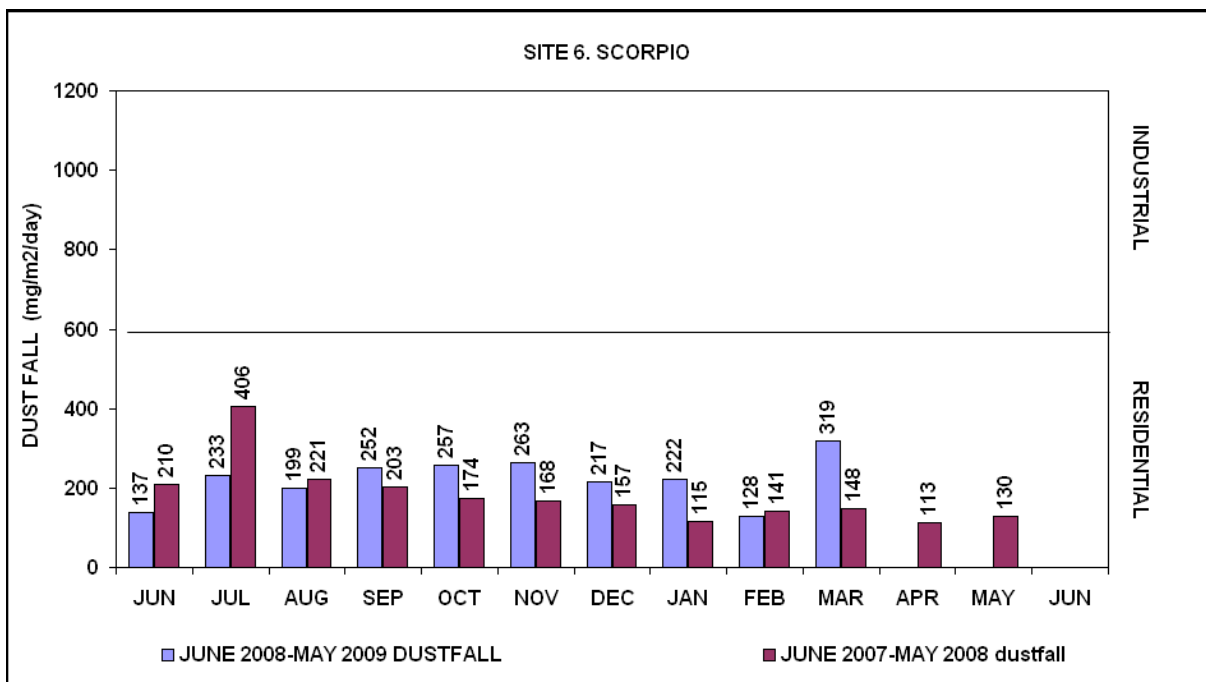
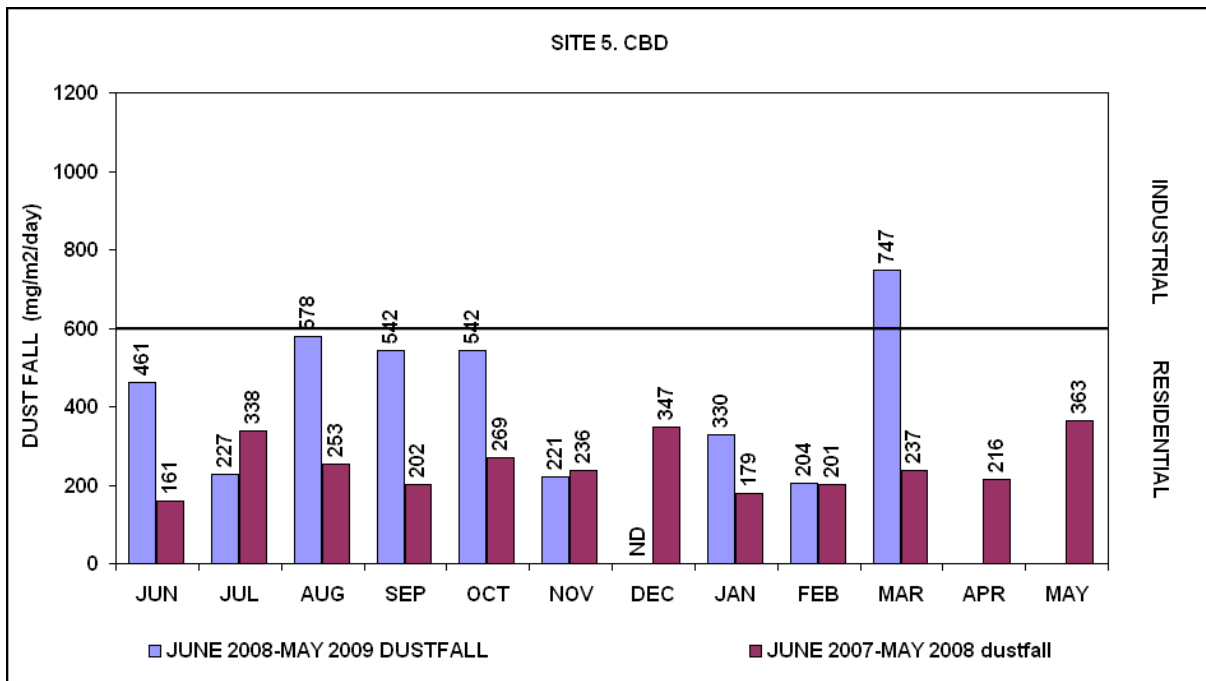
Comment:

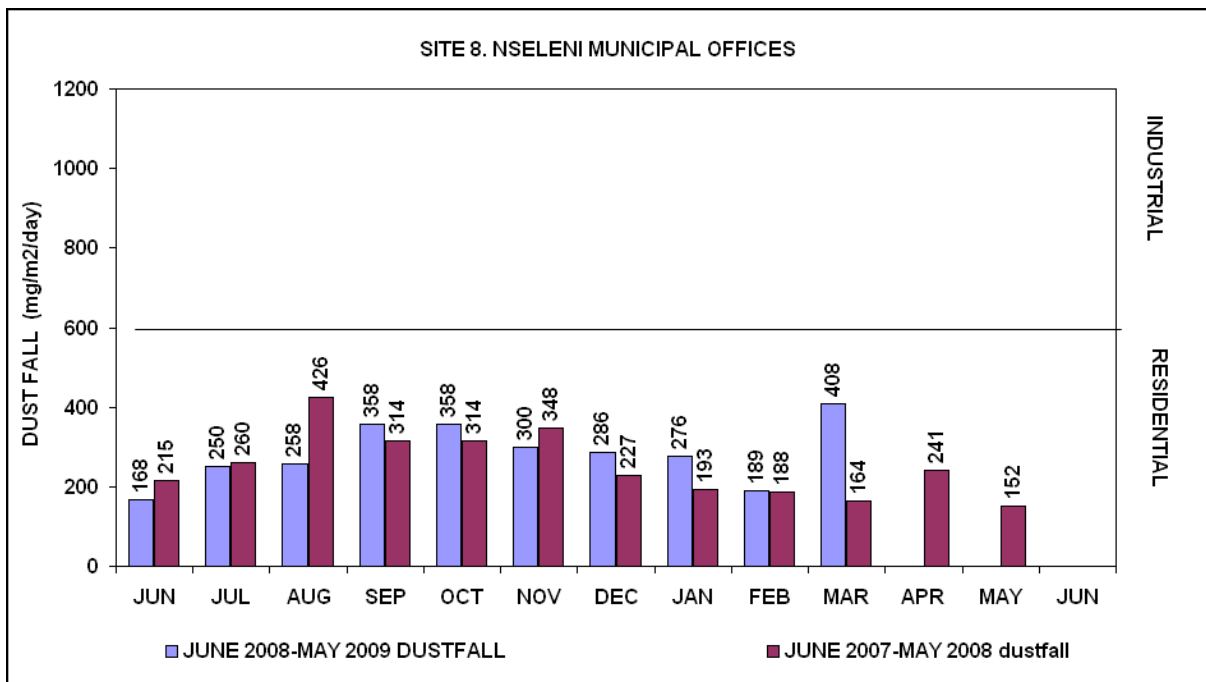
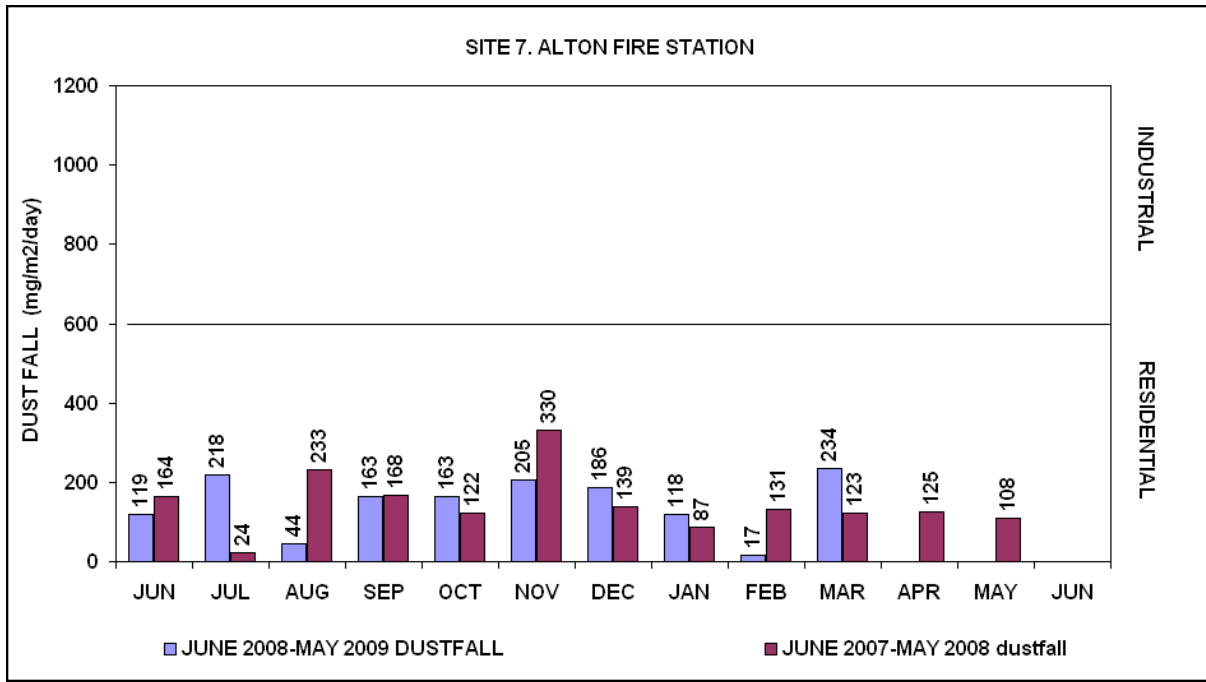
Specific Test Conditions	Samples stored at room temperature prior to analysis. Filters weighed at constant mass
Deviations From Method	None.
Measurement Uncertainty	± 5%

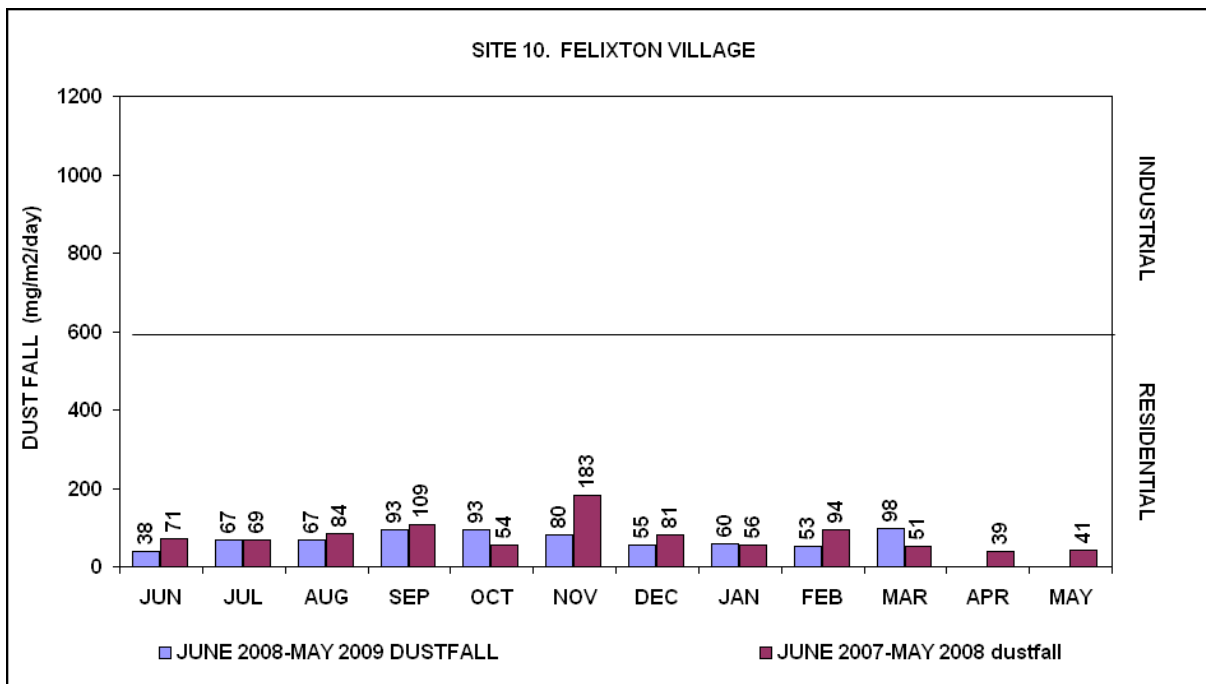
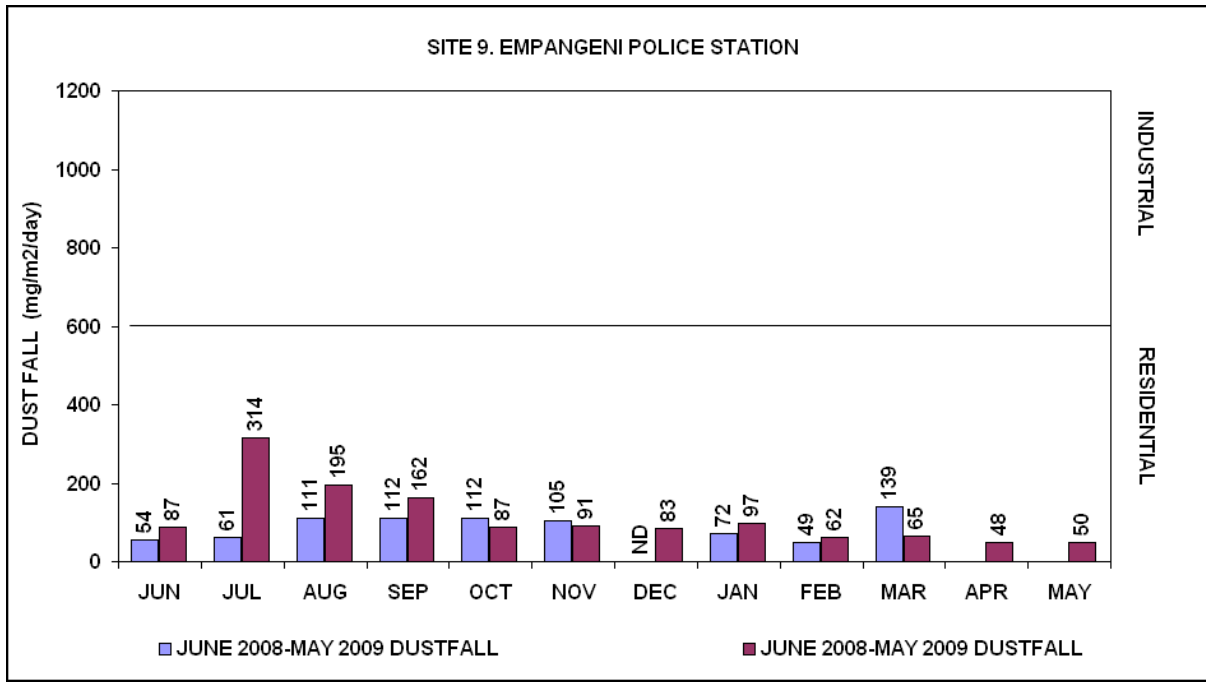
APPENDIX A RBCAA DUST FALLOUT MONTHLY TIMEPLOTS 2007 – 2009

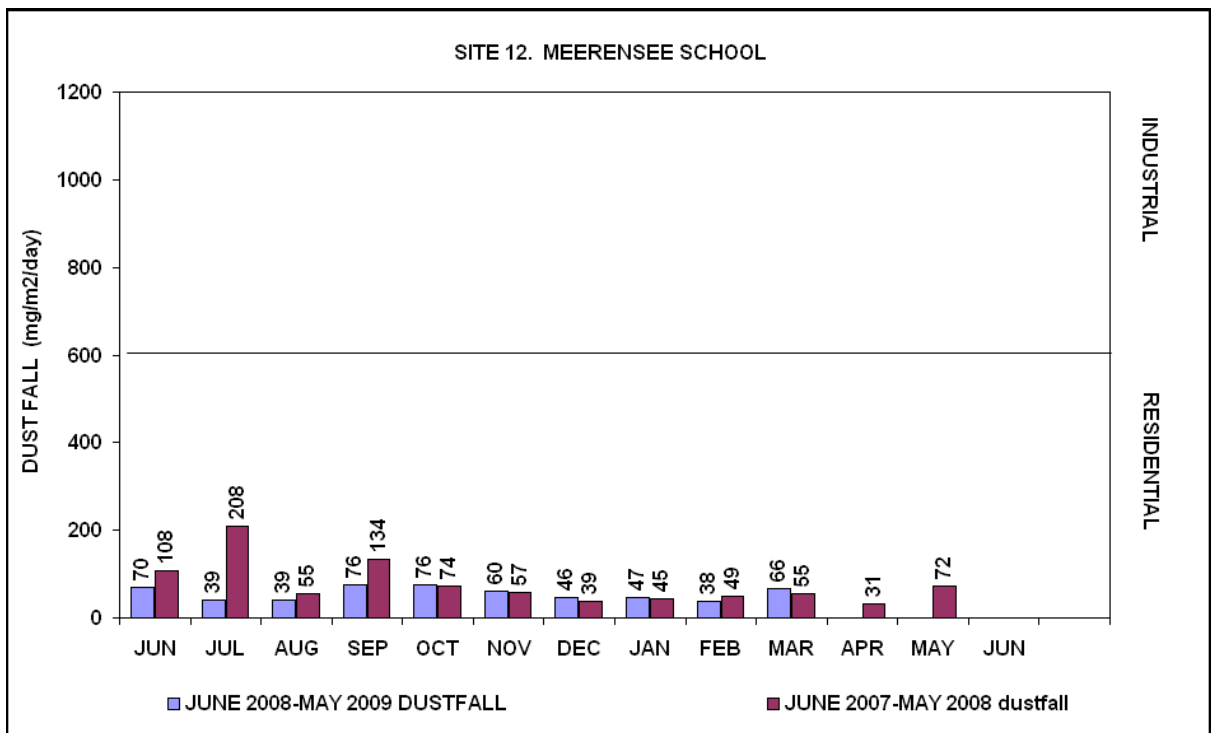
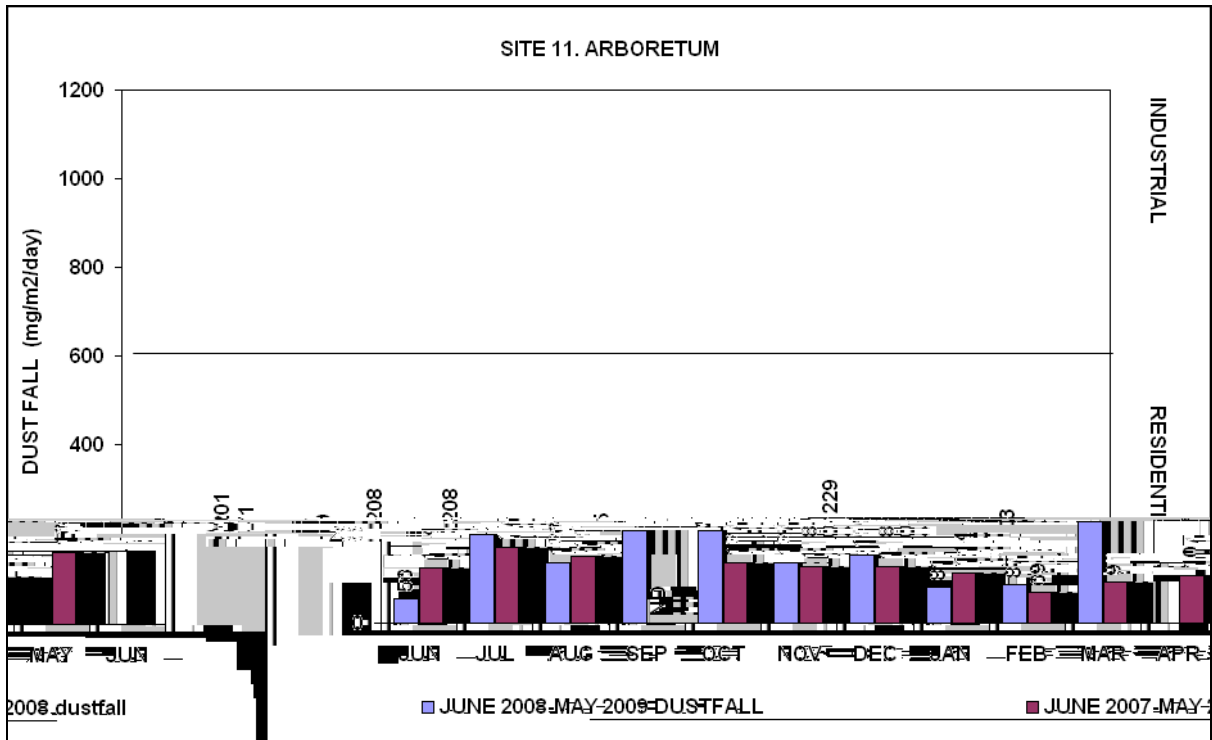












APPENDIX B: Sample Locations of all sites

